

# The WAGGGS Friendship Knot

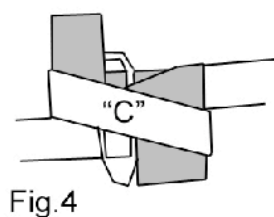
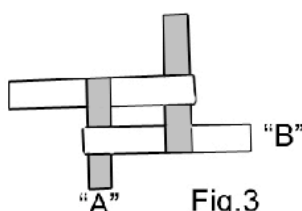
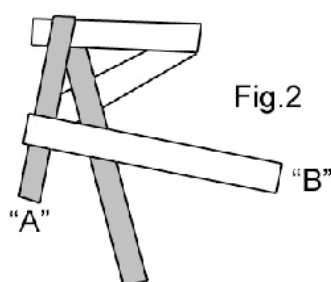
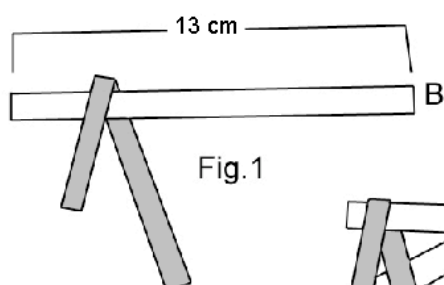
This knot symbolises the ties which bind the girls and adults who belong to the World Association of Girl Guides and Girl Scouts and is a sign of the continuous friendship they share.

The four ends of the knot represent the Promise, the ten parts of the Law, the Motto and Service to others. The four squares stand for the four World Centres.

Wear it with pride.

## INSTRUCTIONS FOR MAKING FRIENDSHIP KNOT

Material: 2 pieces of grograin or velvet ribbon 6 mm (1/4") wide and 13 cm (5") long.  
1 small safety pin.



Directions:

Fold end A over B (Figure 1).

Fold B behind A and around to the front and over A (Figure 2).

Weave long end "A" over B's end and under B's loop. Pull gently to make even the four ends of the knot (Figure 3).

Check to see that the front and back of the knot look like Figures 3 and 4.

Attach a small safety pin under C (Figure 4).